



Product Feature

The VC-P840U provides a direct video signal connection between the JVC's HD studio Viewfinder (VF-HP840U) and the GY-HD250U/GY-HD200UB. This cable carries the camera's RGB, CMP or a Y signal depending on the Camera's VF menu setting. The Tally and Preview signal is sent from the camera to the VF-HP840U via serial communication. This cable does not provide power to the camcorder. It is approximately 2ft long.

User Benefit


This cable gives the Studio System Integrator the flexibility of using the VF-HP840U in studio applications that do not use the studio sled (KA-HD250U); such as when a third party CCU manufactured by Telecast Fiber or Camplex is used. Owners of the GY-HD250U and GY-HD200UB also have the choice of using the high definition VF-HP840U in non studio applications that require a viewfinder with built in features such as safety markers, focus assist, and zebras in non studio applications that require critical focus and VF functionality.

Required Camcorder and VF-HP840U settings

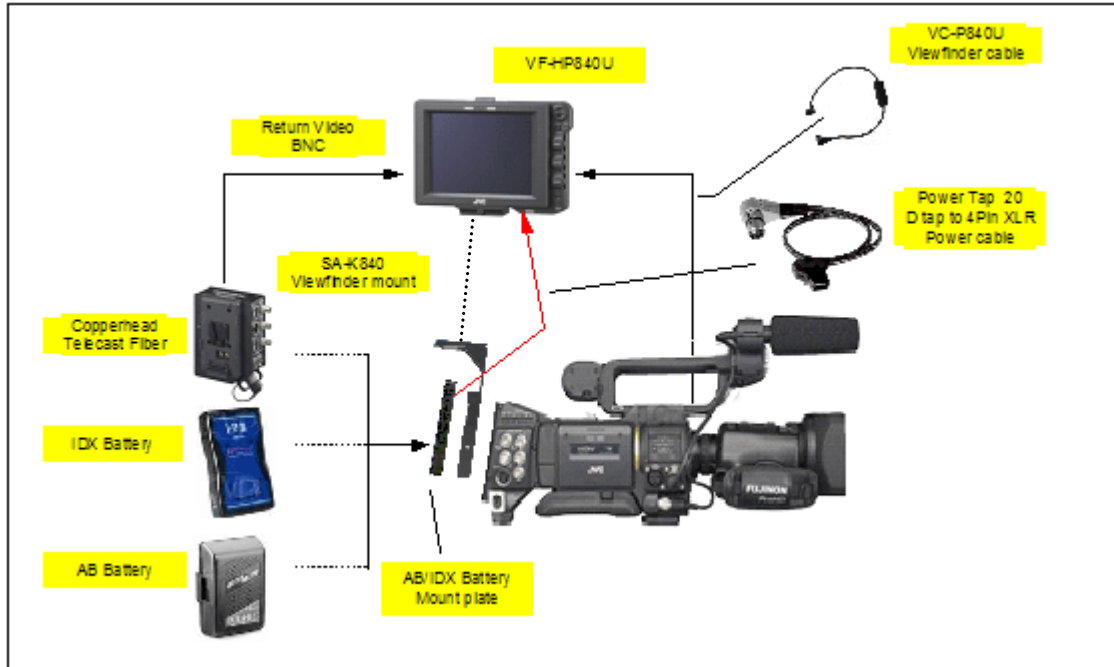
When using this cable:

- Set the GY-HD250U/GY-HD200U(B) Camera's "VF Signal" in the "LCD/VF" menu group to "COMPONENT".
- Set the VF-HP840U's Dip Switch4 to "OFF". This terminates the video inputted into the studio Viewfinder with 75 ohms.

Dip switch is located on the bottom of the VF-HP840U under a cover plate. Remove two screws from cover plate and take cover off to expose dip switch



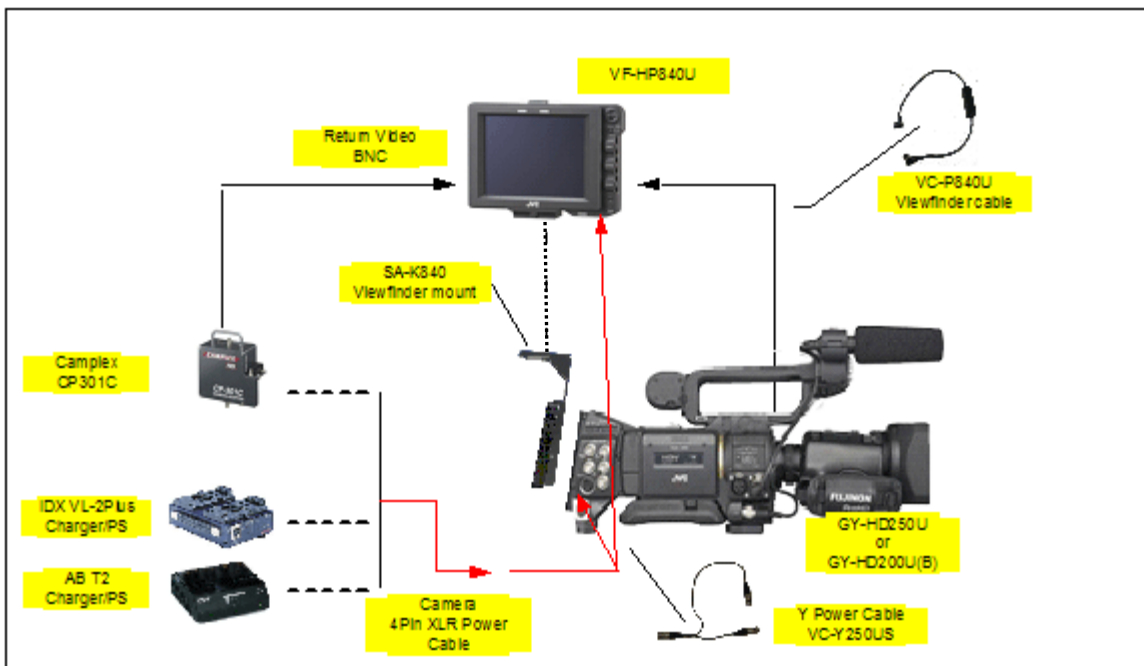
VC-P840U and VF-HP840U System Diagrams



Power applied to camera via battery mount

When power is applied to the camera via a battery mount, then the following additional components are required to mount and power the VF-HP840U:

- SA-K840 – VF-HP840U mount kit
- PowerTap 20 – to power the VF-HP840U from the camera mount's D tap - available from Anton Bauer <http://www.antonbauer.com>



Power Applied to camera via a 4 pin XLR

When power is applied to the camera's 4 pin XLR input, the following additional components are required to mount and power the VF-HP840U:

- SA-K840 – VF-HP840U mount kit
- VC-Y250US – Y power cable used to apply power to the VF-HP840U and the Camera simultaneously